






INSTITUTO ELECTORAL Y DE PARTICIPACIÓN CIUDADANA DE BAJA CALIFORNIA



RESULTADOS DEL CÓMPUTO FINAL DE LAS ELECCIONES DE MUNÍCIPES BASADOS EN LA CAPTURA REALIZADA DURANTE EL ESCRUTINIO Y COMPUTO DE LA VOTACIÓN EN LOS CONSEJOS DISTRITALES DEL PROCESO ELECTORAL 2010

DISTRITO	TOTAL CASILLAS	TOTAL CASILLAS CAPTURADAS	AVANCE %	LISTADO NOMINAL						VOTO NULO	TOTAL VOTOS	% DE PARTICIP.	% DE ABST.
I	170	170	100.00%	95,837	11,086	13,464	1,168	1,235	2,121	925	29,999	31.30%	68.70%
II	177	177	100.00%	99,202	13,746	16,614	736	1,471	2,858	934	36,359	36.65%	63.35%
III	151	151	100.00%	83,106	13,027	14,492	559	1,494	2,519	929	33,020	39.73%	60.27%
IV	241	241	100.00%	151,249	19,753	20,474	1,177	2,256	3,249	1191	48,100	31.80%	68.20%
V	172	172	100.00%	93,671	20,005	14,146	1,260	1,265	970	1253	38,899	41.53%	58.47%
VI	251	251	100.00%	152,668	18,929	23,010	1,539	1,973	2,115	1431	48,997	32.09%	67.91%
MEXICALI	1162	1,162	100.00%	675,733	96,546	102,200	6,439	9,694	13,832	6,663	235,374	34.83%	65.17%
VII	124	124	100.00%	75,105	9,444	17,203	661	924	357	818	29,407	39.15%	60.85%
TECATE	124	124	100.00%	75,105	9,444	17,203	661	924	357	818	29,407	39.15%	60.85%
* VIII	292	292	100.00%	167,447	23,751	29,652	1,212	1,102	1,305	1552	58,574	34.98%	65.02%
* IX	209	209	100.00%	114,331	15,430	18,755	559	575	843	1005	37,167	32.51%	67.49%
X	247	247	100.00%	144,585	22,409	24,554	899	800	1,209	1231	51,102	35.34%	64.66%
XI	272	272	100.00%	170,446	25,367	23,547	1,314	1,771	1,481	1302	54,782	32.14%	67.86%
* XII	207	207	100.00%	119,473	15,524	18,480	809	773	836	977	37,399	31.30%	68.70%
* XIII	523	523	100.00%	327,838	42,346	43,244	3,376	5,483	1,981	2278	98,708	30.11%	69.89%
XVI	184	184	100.00%	120,644	14,703	19,434	1,127	769	652	1007	37,692	31.24%	68.76%
TIJUANA	1934	1,934	100.00%	1,164,764	159,530	177,666	9,296	11,273	8,307	9,352	375,424	32.23%	67.77%
XVI	109	109	100.00%	69,277	8,752	11,998	886	494	1,405	548	24,083	34.76%	65.24%
PLAYAS DE ROSARITO	109	109	100.00%	69,277	8,752	11,998	886	494	1,405	548	24,083	34.76%	65.24%
XIV	259	259	100.00%	147,836	16,884	26,335	4,480	3,443	1,418	1591	54,151	36.63%	63.37%
XV	300	300	100.00%	177,171	19,831	28,162	7,516	2,937	1,465	1862	61,773	34.87%	65.13%
ENSENADA	559	559	100.00%	325,007	36,715	54,497	11,996	6,380	2,883	3,453	115,924	35.67%	64.33%
TOTAL	3888	3,888	100.00%	2,309,886	310,987	363,564	29,278	28,765	26,784	20,834	780,212	33.78%	66.22%

* VOTACIÓN MODIFICADA EN CUMPLIMIENTO A LA RESOLUCIÓN EMITIDA RR-036/2010 DEL TRIBUNAL DE JUSTICIA ELECTORAL DEL PODER JUDICIAL DEL ESTADO DE BAJA CALIFORNIA